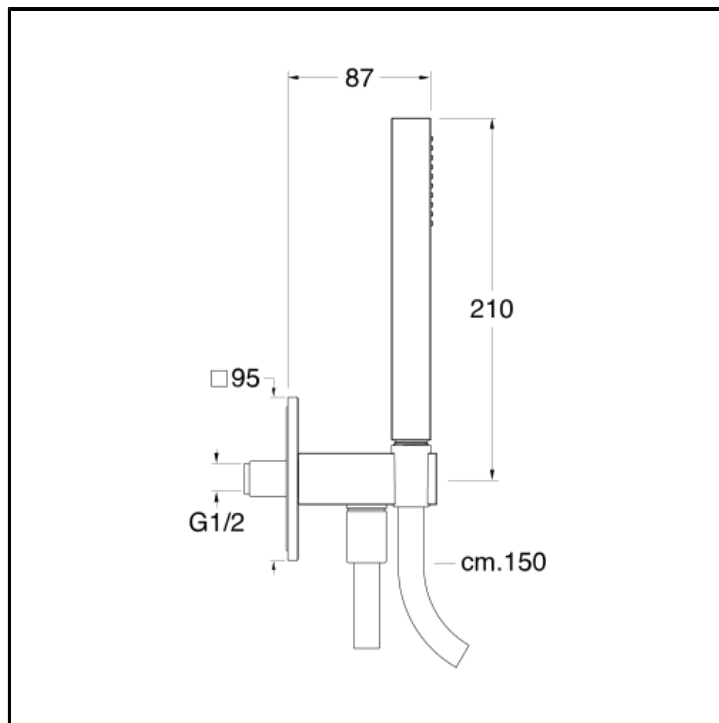









CRIPD665

Supporto esterno con presa acqua, doccetta anticalcare in ABS e flessibile LONG LIFE



FINITURE

 Bianco opaco (RAL 9016)	 Cromo
 Cromo nero lucido	 Cromo nero spazzolato
 Metallic lucido	 Metallic spazzolato
 Nero opaco (RAL 9005)	 Oro giallo
 Oro rosa lucido PVD	 Oro rosa spazzolato PVD

CARATTERISTICHE

- Kit doccetta

CARATTERISTICHE DA TECNOLOGIE

- Ugello anticalcare

INSTALLAZIONE

- Parete

TIPOLOGIA

- Complementi per doccia

AMBIENTE

- Bagno